



**Indian Academy of
ECHOCARDIOGRAPHY**
NATIONAL CONFERENCE

ECHO 
INDIA 2025

Imaging is Everything



Because Pixels speak
more than a thousand words

SEPTEMBER 18 - 21, 2025

LE MERIDIEN INTERNATIONAL CONVENTION CENTRE
KOCHI - KERALA

Dr. R. Manivasagam
President

Dr. Shantanu Sengupta
President Elect &
Scientific Committee Chairman

Dr. Simmi Manocha
Hon. General Secretary

Dr. Rajan Joseph Manjuran
Organizing Chairman

Dr. James Thomas
Organizing Secretary

Dr. Bino Benjamin
Conference Treasurer

Dr. S.K. Parashar
National Advisor

Welcome to Kochi

'The Queen of Arabian Sea'

Dear colleague,

It is our great pleasure to invite you to ECHO-INDIA 2025, the Annual Conference of Indian Academy of Echocardiography, to be held on 18th - 21st September 2025 at "Le Meridien", Kochi, Kerala.

From basic principles ...
Through the 'state of the art' in Echocardiography..
To the future of comprehensive cardiovascular imaging...
We promise you an academic bonanza which will ignite your scientific mind and will enrich your clinical practise.

Focussed sessions on 'Imaging in Structural Interventions' will be a highlight of the conference. Rather than didactic lectures, case based sessions will be the focus, and will keep you at the edge of your seats.

'Hands On' Workshops...
'Case In The Box' series... 'How To Do' sessions ...
There will be something for everyone at ECHO INDIA 2025.

The beautiful Kochi city welcomes you with its iconic legacy, enchanting beauty and exotic Kerala cuisine.

See you @ Kochi



Dr. Rajan Joseph Manjuran
Organizing Chairman



Dr. James Thomas
Organizing Secretary



Dr. Bino Benjamin
Conference Treasurer



Dr. R. Manivasagam
President
Indian Academy of Echocardiography



Dr. Shantanu Sengupta
President Elect &
Scientific Committee Chairman



Dr. Hansa Gupta
Vice President



Dr. Simmi Manocha
Hon. General Secretary
Indian Academy of Echocardiography



Dr. S.K. Parashar
National Advisor
ECHO INDIA 2025

Welcome Message

Dear friends,

“Come September”, ECHO INDIA 2025, comes to Kerala, the God's own Country. State of Kerala is blessed with unmatched natural beauty. It has the most beautiful white sand beaches washed by the waves of Arabian sea, the largest backwaters in the world with exciting water activities, the hills covered with the green blanket of evergreen tea gardens and the animal kingdom of tigers and elephants, making Kerala one of the most sought after tourist destinations in the world.

The Scientific Committee Chairman, Dr. Shanthanu Sengupta, is leaving no stone unturned to knit together a scientific program of the highest order. It will be one in a life time of opportunity to learn the latest in Echocardiography from the world leaders and opinion makers. The international faculty will be mixed with the best Indian scholars to make the faculty a blend of experience and knowledge of the highest order.

The organizing secretary, Dr. James Thomas, is putting out the best efforts to make the ECHO INDIA 2025 conference unique and memorable. The venue of the conference is Hotel Le Meridian, Kochi which has one of the best auditoriums in the country. The hospitality of Kerala is well known to those who have enjoyed it previously.

Kerala, had its previous Echo India conference in 2009, 16 years ago. It is high time to get back to Kerala once again. We are all eager to welcome you on 18th to 21st of September 2025 to Kochi, Kerala to learn from the scientific extravaganza in the most serene and relaxing natural beauty of God's own country.

Warm regards



Prof. Rajan Joseph Manjuran
Chairman, Organizing committee
ECHO INDIA 2025

From the President's Desk

Dear friends,

It is with great pleasure and enthusiasm that I welcome you to the 24th National Indian Academy Echocardiography conference.

Masters in the field of Echocardiography from both national and International societies are attending this conference as faculties.

This gathering represents a significant opportunity for us to engage in meaningful discussions, share innovative ideas and clarify our longstanding doubts. Scientific programmes are crafted in such a way to meet the day to day requirements of most of you through both clinical and case based discussions.

I extend my sincere gratitude to our organizers, speakers and participants for their dedication and contribution. Your presence and engagement are what will make this conference a success. I encourage you to take full advantage of the sessions and collaborative discussions.

Eagerly waiting to meet you all in Kochi, Kerala.

Warm regards



Dr. R. Manivasagam
President, Indian Academy of Echocardiography

Scientific Thoughts

Dear friends,

I am thrilled to extend a warm invitation to you to ECHO INDIA 2025, the most comprehensive Cardiovascular Imaging conference of our nation from Thursday 18th September to Sunday 21st, September 2025 at God's own country Kochi, Kerala. This event promises to be one of your career's most enriching learning experience.

As the scientific chair of this prestigious annual international meeting, I have planned an unparalleled educational experience. ECHOINDIA 2025 will see in-depth insights and practical day-to-day imaging knowledge from the masters in the field of cardiac imaging. The meeting already has confirmation from international imaging masters and will also provide learning opportunities from national faculties.

This meeting will provide everyone one of the best opportunities to network, meet old friends, make new ones and have great memories. The scientific program is being designed in a manner which will encourage maximum discussion. The meeting will also provide a platform for the industry to showcase their best products and network with the delegates.

Join me at ECHOINDIA 2025 for an unforgettable journey of learning, innovation and professional growth.

Warm regards,



Dr. Shantanu Sengupta
Scientific Chairman
ECHOINDIA 2025

Message from HQ

Dear esteemed delegates,

It is with great pleasure that I welcome you all to the upcoming "Echo India 2025", in the beautiful city of Kochi. This gathering of distinguished cardiologists, echocardiographers, and healthcare professionals represents a unique opportunity to share knowledge, exchange ideas, and advance the field of echocardiography. As we navigate the ever-evolving landscape of cardiovascular imaging, this conference serves as a platform to discuss the latest advancements, cutting-edge research, and innovative practices that enhance patient care. With an exceptional lineup of speakers, interactive workshops, and thought-provoking discussions, I am confident that this event will be both insightful and inspiring for all attendees.

Beyond the scientific sessions, I encourage you to take a moment to experience the rich cultural heritage and serene beauty of Kochi. Let this conference not only be a time for professional growth but also an opportunity to reconnect with colleagues and forge new collaborations.

On behalf of the Indian Academy of Echocardiography, I extend my heartfelt gratitude to all the organizers, speakers, and participants who have made this event possible. Your commitment to the field of echocardiography is truly commendable, and I look forward to an engaging and enriching conference ahead.

Warm regards,



Dr. Simmi Manocha
Hon. General Secretary
Indian Academy of Echocardiography

Day 1 : 18-09-2025 - Thursday


INGE EDLER HALL

Time	Programme	Speaker
12:00 Noon	Registration	
13:30 - 14:00	Welcome	Dr. R. Manivasagam, President Dr. Shantanu Sengupta, President Elect & Scientific Committee Chairman Dr. Rajan Joseph Manjuran, Organising Chairman Dr. James Thomas, Organising Secretary
14:00 - 14:45	The "How To Do It" Session	
Chairpersons :	Vijin Joseph, Annu Jose, Jay B Pattam	
14:00 - 14:20	Foetal Echo : A Primer - Praveen Jayan J P	
14:20 - 14:40	A to Z of Contrast Echo - Salman Salahuddin	
Time	Sessions	
14:45 - 16:45	Echo for Structural Interventions - From Basics to Advanced : Chapter 1	
Chairpersons :	Leena Thomas, Varun Bhatia , Naveen Mathew, Jo Joseph	
	Echo for Trans Septal access - Vinay Sharma	
	Echo strategies for Paravalvular Leak Closure - Vishnu S	
	Mastering the Annulus : Echo essentials for TAVI planning - Shafeeq Mattummaal	
	US guided vascular access : Deepak Davidson	
16:45 - 18:00	National PG Quiz - Preliminary	

HELLMUTH HERTZ HALL

SAMSUNG

14:00 - 15:30	Strain Workshop
	Faculties : Daniel Augustine, R Manivasagam, K C Nagamani, Rajesh G Nair
15:30 - 17:00	Strain Workshop
	Faculties : K Chandra, J C Mohan, Ashok Garg, Amita Singhal
17:00 - 18:30	Strain Workshop
	Faculties : Kameswari Maganti, C K Ponde, Atul Karande, Salman Salahuddin
18:30 - 20:00	Strain Workshop
	Faculties : Benoy Shah, Debika Chatterjee, Vinod Vijan



HARVEY FEIGENBAUM HALL**SIEMENS**

14:00 - 15:30	Hemodynamic Assessment and POCUS
	Faculties : Sunil V Mankad, Satish Parashar, Jesu Krupa, V L Jayaprakash
15:30 - 17:00	Hemodynamic Assessment and POCUS
	Faculties : Real Marsam, Rajan Joseph Manjuran, Vivek Tandon, S M Asharaf
17:00 - 18:30	Hemodynamic Assessment and POCUS
	Faculties : U P Singh, Vinayak Agarwal, Hansa Gupta
18:30 - 20:00	Hemodynamic Assessment and POCUS
	Faculties : K Chandrasekaran, Aniruddha De, Sunil Bohra, K U Natarajan

CATHERINE OTTO HALL**PHILIPS**

14:00 - 15:30	Chamber Quantification – 2D and 3D Echo
	Faculties : Benoy Shah, V Amuthan, Simmi Manocha
15:30 - 17:00	Chamber Quantification – 2D and 3D Echo
	Faculties : Krasimira Hristova, Rakesh Gupta, Hardeep Grewal, K Sivaprasad
17:00 - 18:30	Chamber Quantification – 2D and 3D Echo
	Faculties : Sunil Mankad, R Alagesan, Shraddha Ranjan
18:30 - 20:00	Chamber Quantification – 2D and 3D Echo
	Faculties : Raj Janardhanan, Rohit Tandon, Vinayak Agrawal, Naman Shastri

LIV HATLEY HALL**GE**

14:00 - 15:30	Comprehensive assessment of MR and AS for structural interventions
	Faculties : Raj Janardhanan, Satish Govind, Prayag Kini
15:30 - 17:00	Comprehensive assessment of MR and AS for structural interventions
	Faculties : Roxy Senior, Nitin Burkule, Rishikesh Shahx
17:00 - 18:30	Comprehensive assessment of MR and AS for structural interventions
	Faculties : Mani Vannan, Prabhavathi, Rahul Mehrotra, R Shanmugasundaram
18:30 - 20:00	Comprehensive assessment of MR and AS for structural interventions
	Faculties : Kameswari Maganti, Sanjay Mittal, Arun Gopi, C P Karunadas
18:00	Executive Committee Meeting
20:00	Dinner

Day 2 : 19-09-2025 - Friday

INGE EDLER HALL

Time	Sessions
08:30 - 09:30	Case Studies – A merger of international & national icons
Presenters :	Sunil Mankad, Prabhavathi, Vivek Tandon, Daniel Augustine, Nitin Burkule R Shanmugasundaram, Johann Christopher
Chairpersons :	Hansa Gupta, Shraddha Ranjan, George Thayyil
Discussants :	Soumitra Kumar, Rishikesh Shah, Paul Thomas

Time	Sessions
09:30 - 10:45	The Hypertrophied Heart – Illustrations with cases
Presenters :	Krasimira Hristova, Hansa Gupta, Vinayak Agrawal, S K Parashar, Dan Augustein, Jesu Krupa
Chairpersons :	Sajan Ahmad Z, Anand Kumar V, Natarajan K U
Discussants :	Vinod Vijan, Vivek Tandon, Rajesh K F

10:45 - 11:00	Coffee and Visit Exhibits
11:00 - 13:00	PLENARY SESSION

Time	Sessions
11:00 - 11:30	Navin C Nanda Oration
Chairpersons :	J C Mohan, H K Chopra, Dipankar Dutta, Nitin Burkule
11: 00 - 11:05	Introduction & Felicitation
11:05 - 11:20	Emerging role of AI in echocardiography - Partho P Sengupta

Time	Sessions
11:25 - 13:00	My crystal ball reflections
Chairpersons :	I B Vijayalakshmi, Rishikesh Shah, V L Jayaprakash
Discussants :	K Raghu, Simmi Manocha, Joby K Thomas
	Contemporary Stress Echo in 2025 – Roxy Senior
	Phenotypes of Diabetic cardiomyopathy – Jesu Krupa
	Echocardiography based screening for Rheumatic Heart Disease – Real Marsam
	Chronic severe asymptomatic AR: New insights in intervention – S K Parashar
	Discussion
13:00 - 13:50	Lunch and Visit Exhibits
13:50 - 14:00	Samsung Product Launch

Time	Sessions
14:00 - 15:00	Mitral valve: Everyone loves it
Chairpersons :	Shanmugasundaram S, Sunil Bohra, Ajith Kumar V K
Discussants :	P Krishnam Raju, R Alagesan, Abhilash T G
	How to assess the mitral valve anatomy and function ? – Fabiola B Sozzi
	Evaluation of mitral regurgitation in 2025-26 – Raj Janardhanan
	The challenges of mixed valve disease – R Alagesan
	What will you do ? : Mitral valve intervention cases - Satish Govind
	Discussion

Time	Sessions
15:00 - 16:00	The mystery of Diastolic Dysfunction
Chairpersons :	Vatsala Sree V, S R Veeramani, P P Mohanan
Discussants :	Sanjay Mittal, U P Singh, Anil Balachandran
	Stage B Heart Failure : What is its impact on the practice of a clinician ? - Rakesh Gupta
	BSE Diastolic Function Guideline update – Daniel Augustine
	Diastology : ASE 2025 Update - Shantanu Sengupta
	Role of Diastolic dysfunction in progression of valvular heart disease – Partho P Sengupta
	Discussion

Time	Sessions
16:00 - 16:50	Systemic diseases – Do we need echo ?
Chairpersons :	Rajesh G, Jacob Jose, Krishnakumar P
Discussants :	Hardeep Grewal, Vinod Khandait, Praveen S
	Cardio-Obstetrics: Echo makes an impact – Krasimira Hristova
	Cardio-Oncology: A primer – Vinayak Agrawal
	Cardiac involvement in ANCA associated vasculitis – Jesu Krupa
	Epicardial Lipomatosis in Obesity – V Amuthan
	Discussion

Time	Sessions
16:50 - 17:40	Sunset sessions – Reshaping Cardiology practice
Chairpersons :	Aniruddha De, Rajesh Shah, Sunita Kumbhalkar, Stigi Joseph, Girish P V
	Novel therapy in HCM management with Mavacamten : Evidence to Guidelines and Recommendations – Hisham Ahamed
	Dyslipidemia guidelines: Are we different ? – Vinod Vijan
	CKM, Obesity, Hypertension as metabolic drivers for HFpEF: Clinico-echo therapeutic advances – H K Chopra
	Discussion
18:00	Inauguration and Cultural Program
19:30	Dinner

HELLMUTH HERTZ HALL

Time	Topic
08:30 - 09:30	Case Studies – A merger of international & national icons
Presenters :	Rahul Mehrotra, Raj Janardhanan, V Amuthan, Prayag Kini, Rakesh Gupta, S Alagesan
Chairpersons :	Salman Salahuddin, Hisham Ahamed, Rajasekhara Varma
Discussants :	H K Chopra, S Balasubramanian

Time	Sessions
09:35 - 10:45	Aortic valve evaluation gets interesting
Chairpersons :	Vijayakumar M, Ashok Omar
Discussants :	S T Yavagal, Vinay Sharma, Bino Benjamin
	Myocardial function in valve disease : Focussing on Aortic valve - Mani Vannan
	Low Flow Low Gradient Aortic Stenosis – Hardeep Grewal
	Symptomatic moderate Aortic Stenosis: Is valve intervention justified ? – Roxy Senior
	CT and CMR in AS: Do they have any additional value ? – Nitin Burkule
	Discussion

10:45 - 11:00	Coffee and Visit Exhibits
----------------------	----------------------------------

11:00 - 13:00	PLENARY SESSION
----------------------	------------------------

13:00 - 14:00	Lunch and Visit Exhibits
----------------------	---------------------------------

Time	Sessions
14:00 - 15:00	JOINT SYMPOSIUM OF IAE and ASCI
Chairpersons :	J C Mohan, Nitin Burkule
Discussants :	Ron Jacob, Rajagopal R, Rajesh Thachathodiyil
	CT Perfusion in the evaluation of Myocardial Ischemia and Viability – Masafumi Takafuji
	Role of AI in Cardiac CT – Zhong Liang
	CT FFR : Real world experience – Johann Christopher
	Discussion

Time	Sessions
15:00 - 16:00	Left Atrium Demystified
Chairpersons :	Johann Christopher, Satish Parashar
Discussants :	Atul Karande, K Chandrasekharan, Mathew Iype
	Echocardiography in assessment of Atrial mechanical activity – R Shanmugasundaram
	LA Stress Strain Echo – V Amuthan
	Imaging for LA Appendage exclusion – Kameswari Maganti
	Atriopathy in Mitral Valve Prolapse syndrome – J C Mohan
	Discussion

Time	Sessions
16:00 - 16:50	Understanding Pericardial Pathology – Illustrations with Cases
Chairpersons :	Ravi Kasliwal, C K Ponde, N Sudhayakumar
Discussants :	Nitin Burkule, K Raghu
	Recurrent Pericarditis – C K Ponde
	Effusive Constrictive Pericarditis – S Shanmugasundaram
	Strain Inversus and resolution of Constrictive Pericarditis – J C Mohan
	A look at the Pericardium : Additional value of Multimodality imaging – Ron Jacob
	Discussion

Time	Sessions
16:50 - 17:45	Sunset Sessions - Reshaping Cardiology Practice
Chairpersons :	Vatsala Sree, S T Yavagal, Sandeep R
	A decade of progress in Type 2 DM and CVD - Advances in SGLT2 inhibitors and GLP1 receptor agonists - Govindan Unni
	HT control to HF prevention and beyond - Role of Chlorthalidone - Anil Balachandran
	Optimising Beta Blockers in Heart Failure - Sandeep R

18:00	Inauguration and Cultural Program
--------------	--

19:30	Dinner
--------------	---------------

HARVEY FEIGENBAUM HALL

08:30 - 09:30	Rhythm Tales
	Conduction System Pacing - When and How ? - Ajith Thachil
	Echo optimised CRT - Praveen Sreekumar

Time	Sessions
09:30 - 10:50	A look at the Right Heart
Chairpersons :	Sunita Kumbhalkar, TM Agrawal
Discussants :	S T Yavagal, C P Karunadas, Shifas Babu
	Echocardiographic assessment of the Right Heart in adults : New guidelines – Atul Karande
	Echocardiography based Diagnostic Algorithm for determination of Right Atrial pressure – Real Marsam
	Different diseases of RV : Role of Echo – Debika Chatterji
	Tricuspid Annular Dysjunction - J C Mohan
	Imaging the PFO – State of the art – Salman Salahuddin
	Discussion

10:50 - 11:00	Coffee and Visit Exhibits
----------------------	----------------------------------

11:00 - 13:00	PLENARY SESSION
----------------------	------------------------

13:00 - 13:45	Lunch and Visit Exhibits
----------------------	---------------------------------

Time	Sessions
13:45 - 15:00	Echo as a saviour
Chairpersons :	Ashok Garg, Vinod Khandait, Gopakumar K S
Discussants :	Naman Shastri, C K Ponde
	Prosthetic valve assessment – Rajan Joseph Manjuran
	Unusual reversible cause of TR – R Shanmugasundaram
	Mitral valve emergency which stumped me – Benoy Shah
	The case that stumped me – K Chandrasekharan
	Tough decisions to be taken in cardiac transplantation – Jo Joseph
	Discussion

Time	Sessions
15:00 - 16:00	Echo mysteries for audience interaction
Chairpersons :	Bijay Jha, N Ganesan, Saji Kuruttukulam
Discussants :	V Amuthan, Satish Kumar
	An interesting case involving right heart – Satish Kumar
	Closure of mitral paravalvular leak : Echo made easy – S Balasubramanian
	Is diastolic function normal or abnormal according to 2025 guidelines ? – Vatsala Sree
	How to optimise your TEE images ? – Rajiv C
	Is it normal or abnormal ? Artifacts in Echo – Sajeev C
	Discussion

Time	Sessions
16:00 - 17:00	When Doppler signals matter
Chairpersons :	P P Mohanan, Praveen G Pai, Anil Roby
Discussants :	Rohit Tandon, Sunil Bohra
	Role of stroke volume in echocardiographic HF assessment – R Shanmugasundaram
	Role of stress in valvular heart disease – Debika Chatterjee
	Imaging a post cardiac transplant patient – Satish Govind
	HyperDoppler – Rahul Mehrotra
	Discussion

17:00 - 17:45	Sunset Sessions - Reshaping Cardiology Practice
Chairpersons :	Mathews Paul , Prathap Kumar N , Arshad M , Praveen Velappan
	OCT - A Primer for imagers - Mahesh Nalin Kumar
	Real challenges and real solutions with Inclisiran - Harihara Subramonia Sharma T S

18:00	Inauguration
--------------	---------------------

19:30	Dinner
--------------	---------------

CATHERINE OTTO HALL

Time	Sessions
08:30 - 10:00	Rapid Fire Cases : For the sonographers... By the Sonographers
Presenters :	Reena Dua, Dheeraj Kumar, Ganesh Sanku, Praveen Kumar, Rupali Shah, Sangeeta Porwal
Chairpersons :	Rupali Shah, Sangeeta Porwal

10:00 - 11:00	Best Research Paper Award - Part 1
----------------------	---

Title	Speaker
Assessment of functional significance of intermediate coronary artery stenosis by Speckle Tracking Echocardiography validated by invasive Fractional Flow Reserve	Shaik Abdul Samad
Correlation of Aortic Root movement with Left Ventricular function	Shaik Imran
Accuracy of Global Longitudinal Strain in predicting Early (6 Months) adverse outcomes in ST Elevation Myocardial Infarction patients undergoing Percutaneous Coronary Intervention and Left Ventricle Ejection Fraction > 40% - A Prospective Cohort Study	Anand Sivaprasad
Clinical Profile of Heart Failure with Supra-normal Ejection Fraction	Richard Raj R
Association of Right Ventricular Global Longitudinal Strain with mortality in people with Multiple Organ Dysfunction Syndrome	Reshma
Incremental Value of RV Strain in detecting subclinical RV Dysfunction in operated Tetralogy of Fallot patients – Is it time to revisit the guidelines ?	Prayaag Kini
Association between Global Right Ventricular Strain and Quality of Life in patients with Precapillary Pulmonary Hypertension	Deepa Noronha
Left Atrial Conduit Strain in early detection of Anthracycline Cardiotoxicity in Breast Cancer patients	Shubha Srinivas

11:00 - 13:00	PLENARY SESSION
----------------------	------------------------



Title		Speaker
13:30 - 15:30	Best Research Paper Award - Part 2	
Interaction Based Phenotyping in Heart Failure : A Machine Learning Analysis		Kapil R
A Stress Echo Study of LAVI and LARS		Ananth R V A
Left Atrial Strain in patients of Heart Failure with Preserved Ejection Fraction and its correlation with severity of Diastolic Dysfunction		Harshil Desai
Assessment of Pulmonary Capillary Wedge Pressure using Pulse Wave Doppler in Hemodialysis patients - Prospective Observational Study		Roshan Vaasan
Utility of Global Longitudinal Strain Imaging in predicting severity of Coronary Artery Disease in patients with Chronic Coronary Syndrome with Preserved LV Ejection Fraction		Kanika Kukreja
Left Ventricular Chamber Quantification using Blender 3D Software		Chandrashekara Reddy G B
A study of Diastolic Function in the elderly in a tertiary care hospital		Roma Chavhan
Early detection of subclinical Left Ventricular dysfunction in Chronic Liver Disease patients using Four-Dimensional Auto Left Ventricular Quantification - A Cohort Study		M Swathi Poojary
Assessment of Left Atrial Reservoir function and Left Atrial Volumes by Speckle Tracking Imaging along with other Echo parameters in Rheumatic Mitral Stenosis before and after Percutaneous Balloon Mitral Valvuloplasty		Purushotham Reddy Ramireddy Gari
The SOLISTICES Score in HCM / HOCM - A First Imaging-based Predictive Score for arrhythmic risk : Crystal gazing into the Future !		Prayaag Kini
Impact of No-Reflow phenomenon on Left Ventricular Systolic Function and clinical outcomes in STEMI patients undergoing Primary / Pharmacoinvasive PCI		Ponraj
Comparison between normal and hypertensive patients in Mitral Inflow Velocity (E) upon Tissue Doppler Velocity at Septum and Lateral and Left Atrial Volume Index		Agnes Daisy
Aortic Measurements In South Indian Population		Arulanandhan Ettian
15:30 - 17:30	PG TRACK	
	Knobology - Rajiv C	
	Constrictive vs Restrictive Physiology - N Sudhayakumar	
	RV function assessment - R J Manjuran	
	Basics of TEE - Nitin Burkule	
	All about PISA - Rakesh Gupta	
	Mixed valvular disease - S Alagesan	
18:00	Z	
19:30	Dinner	

LIV HATLEY HALL - The Echo Case Hub

Time	Session
08:30 - 09:30	Case based learning - Cases from every corner
Chairpersons :	Shantanu Sengupta, Saritha Sekhar, Blesson Varghese, Prasad P Mani

1. Is Subpulmonic Stenosis , the cause of isolated Pulmonary Valve Endocarditis ?	Naga Raghunandan Thota
2. Aesthetics of Apical HCM - Unveiling The “Blue Berry Pattern “	Monica Dillikar
3. Atrialisation of both ventricles	Mathew Job
4. A rare case of intramyocardial Hydatid Cyst Attached to the Free Wall of LV	Jyoti Ashok Thadlani
5. An unusual presentation of a not so uncommon cardiac complication	Aswin
6. “DCM” with an interesting coronary abnormality	B Abhilash Nair
7. Weighted Right Heart	Harikishore U

Time	Session
09:30 - 10:15	Case based learning - Cases from every corner
Chairpersons :	R Manivasagam, Sasikumar M, Manu R Varma, Krishnakumar A

1. Infective Takayasu Arteritis	Harikishore U
2. Unusual cause of syncope	Rohan Pravinbhai Parikh
3. Aneurysm in jeopardy – Tearing ‘Down- Under!’	Richard Raj R
4. Case of Dengue Myocarditis	Tony T Vempeny
5. ‘Mass’querade at the Pulmonary Valve in a case of HCM	Nimisha M H
6. A case of Ball Valve Thrombus	Mohit Singh Tandon

Time	Session
10:15 - 11:15	Case based learning - Cases from every corner
Chairpersons :	A George Koshy, Kapil Rajendran, Sandeep R, Rajesh K F, Rajesh G

1. Echocardiographic journey of resolution	Harshadha
2. Libman- Sacks Endocarditis	Bhukya Anji Babu
3. Echoes of entrapment: The EMF enigma	Mohan Paliwal
4. A rare variant of HCM	Pabbaraju Narasimha Manoj
5. Cardiac Amyloidosis surviving against the odds	Ranjan Shraddha
6. Unusual presentation of Left Atrial Myxoma	Jessintha J
7. Role Of 3D TEE imaging in Paravalvular leak	Gayathri R
8. Isolated Cardiac Sarcoidosis – Look at the Atria too!	Ranjan Shraddha

11:15 - 13:00	PLENARY SESSION
----------------------	------------------------

13:00 - 13:30	Lunch
----------------------	--------------

Time	Session
13:30 - 14:30	Case based learning - Cases from every corner
Chairpersons :	Raihanathul Misiriya K J, Vinod Manikandan, Prasanth M, Philipose John

1. Flares, Fails, & Fibrosis.. Hearts's Battle	Monica Dillikar
2. A vanishing murmur	Aswin
3. Diverticular Heart	Harikishore U
4. A 'Bag' for the heart and brain	Richard Raj R
5. Unraveling the mysteries of native Aortic valve Infective Endocarditis with Aortic root abscess	Sindhuja T
6. Intricate crossroad connections in the heart	Lavanya Vetrivel
7. Percutaneous management of an immediate post operative Aortic Para Valvar leak in a challenging scenario	Mohit Singh Tandon

Time	Session
14:30 - 15:30	Case based learning - Cases from every corner
Chairpersons :	K S Mohanan, Sajan Ahmad Z, Nigil Cletus, Raveendran P, Shaveen E V

1. Rapier in Ascending Aorta	Smita Tumwad
2. A rare variant of LA Myxoma	Aravind Kumar K
3. When Echo whispered and imaging spoke loud : A case of cardiac masquerade	Amulya R
4. Infective Endocarditis : An unusual presentation	Shreetal Rajan Nair
5. A heart of stone : Unravelling an uncommon case of LV Calcification	Deepak Gupta
6. Beyond Coarctation: Rare Aortic obstructions in the sixth decade	Kanika Kukreja
7. Double Trouble - Biatrial Myxoma presenting with acute ischemic stroke	Sharath N

Time	Session
15:30 - 16:30	Case based learning - Cases from every corner
Chairpersons :	Sheeba Francis, Sajeer K T, Shifas Babu M, Ullas C S, Arshad M

1. An unusual case of HF	Aravind Kumar K
2. Dasatinib induced Pulmonary Hypertension	Sheela Sawant
3. Right Ventricular mass as an unusual manifestation of metastatic Thyroid carcinoma	Ponraj
4. The forgotten fourth cusp	Tanya Batra
5. An interesting case	Nishanth L
6. Ruptured heart : A ticking time bomb	Farhan P K
7. We saw, we sliced, we saved - A Lampoon story	Neetu Soman Pillai
8. A case of Mitral Paravalvular leak closure	Arun N

Time	Session
16:30 - 17:30	Case based learning - Cases from every corner
Chairpersons :	Raju George, Rajalakshmi S, Salim P H, Rajagopal R, Praveen Velappan

1. Double Trouble - A rare co-occurrence of RSOV and Coronary Cameral Fistula	Narendran
2. Storm within the Fibrosed Heart	Teena Jabir
3. A Tale of Two Left Atrial masses – A Capgras-like deception in cardiac imaging	Nisha Byju Rahim
4. Carcinoid Heart Disease - A rare case	Motahar Hossain
5. An unusual intruder : Right tissue, wrong place	Madiha Tsuzuki
6. Echoes of a broken heart : A joint venture of imaging and Intervention	Aarushi Mehta
7. Double Myocardial Rupture - Survival not so unlikely	Veena R J

18:00	Inauguration and Cultural Program
-------	-----------------------------------

19:30	Dinner
-------	--------

SHIGEO SATOMURA HALL

Time	Sessions
08:00 - 08:30	Assembly for Accreditation exam
08:30 - 10:30	ACCREDITATION TEST
	Sonographer level - II, Physician Level I - Dr. Nandita
	Sonographer level - III, Physician Level II - Dr. Debika
	Physician Level - III - Dr. Sunil Bohra

10:45 - 11:00	Coffee and Visit Exhibits
---------------	---------------------------

11:00 - 13:00	PLENARY SESSION
---------------	-----------------

15:30 - 16:00	Assembly for Accreditation exam
---------------	---------------------------------

Time	Sessions
16:00 - 18:00	ACCREDITATION TEST
	Sonographer Level - I - Mrs Sangeeta Porwal
	TEE Theory - Manish Bansal
	TEE Practical - Rakesh Gupta

Day 3 : 20-09-2025 - Saturday

INGE EDLER HALL

Time	Session
08:30 - 09:30	Case Studies – A merger of international & national icons
Presenters :	Roxy Senior, J C Mohan, Partho P Sengupta, S K Parashar, Rakesh Gupta, Anjaneyulu A V
Chairpersons :	K Meenakshi, Vijay Garg, Harikrishnan S
Discussants :	Vimmi Goel, Monika J, Renjukumar B C

Time	Session
09:35 - 10:40	Echo makes Structural Heart Interventions simpler
Presenters :	Fabiolla B Sozzi, Raj Janardhanan, Nitin Burkule, Manish Bansal, Naman Shastri, Satish Govind
Chairpersons :	Dipankar Dutta, Selvarani, Asharaf S M
Discussants :	Atul Karande, Hardeep Grewal

10:45 - 11:00	Coffee and Visit Exhibits
----------------------	----------------------------------

11:00 - 13:10	PLENARY SESSION
----------------------	------------------------

Time	Sessions
11:00 - 11:50	Bijoy K Khandheria Memorial Oration
Chairpersons :	Rakesh Gupta, Sameer Shrivastava, S Alagesan, P Krishnam Raju

11:00 - 11:05	Introduction & Felicitation
----------------------	-----------------------------

11:05 - 11:20	Echocardiographic revolution, evolution and solution for cardiovascular diseases - I B Vijayalakshmi (IAE President 2023-24)
----------------------	---

11:20 - 11:25	Introduction & Felicitation
----------------------	-----------------------------

Chairpersons :	Rajan Joseph Manjuran, Shantanu Sengupta
----------------	--

11:25 - 11:40	Systolic function 2025 - R Manivasagam (IAE President 2024-25)
----------------------	--

Time	Sessions
11:45 - 12:45	Special Academic Session of Aortic Valve
	Aortic insufficiency in young patients – Fabiola Sozzi
	Aortic stenosis: What is the problem with the flow and gradient – K Chandrasekaran
	Decision making for management of AR – Jesu Krupa
	A look at the aorta in dissection – Kameswari Maganti
	Discussion
Chairpersons :	K Sunitha Viswanathan, N Ganesan, K Venugopal
Discussants :	C K Ponde, Partho P Sengupta, Cibu Mathew

Time	Sessions
12:50 - 13:10	Satish Parashar Oration
	Chairpersons : Anjaneyulu A V, Manivasagam, H K Chopra

12:50 - 12:55	Introduction & Felicitation - HK Chopra
12:55 - 13:10	When the cardiac surgeon is in trouble : Imaging and treating post operative residual complications - Rajesh G Nair
13:10 - 13:50	Lunch and Visit Exhibits
13:50 - 14:00	GE Product Launch

Time	Sessions
14:00 - 14:30	Journal of Indian Academy of Echocardiography - Special Session: How to write a manuscripts and Submit ? – Tips from Authors
Chairpersons :	Sameer Shrivastava, Nitin Burkule, Rohit Tandon, Geevar Zacharia
	Why do we need to publish ? – J C Mohan
	How to write an original manuscript and choose the right journal ? – Partho P Sengupta
	Submitting a manuscript ? Avoid these common mistakes – Jesu Krupa
	Discussion

Time	Sessions
14:30 - 15:30	Focussed Academic Session : Tricuspid valve - Get to know it better
Chairpersons :	Rajesh Shah, Anil Kumar R, K Sivaprasad
Discussants :	K Chandrasekharan, Arun Gopi, Suresh Davis
	Tricuspid valve anatomy for Tricuspid interventions – Kameswari Maganti
	TR with Mitral valve disease - When to repair and when to leave ? Lets define the policy – Rishikesh Shah
	Peri-procedural TEE imaging for transcatheter edge to edge repair (TEER) - Benoy Shah
	Tricuspid regurgitation : Assessment of severity and procedural planning - A Multimodality approach - Ron Jacob
	Discussion

Time	Sessions
15:30 - 16:30	When Echo needs support : Role of Multimodality Imaging
Chairpersons :	Prayag Kini, Rahul Mehrotra, K Suresh
Discussants :	Jesu Krupa, Nitin Burkule, Eapen Punnoose
	Multimodality Imaging in Thoracic Aortic Disease - Raj Janardhanan
	Evaluation of Aortic prosthetic valves - Role of Multimodality Imaging - Ron Jacob
	Multimodality imaging in a “ Thick Heart ” - Nitin Burkule
	Echo images 'look alike' : Here is the role of multi-modality imaging – Anurudda De
	Infective Endocarditis - Multimodality Imaging in 2025 – A George Koshy
	Discussion

Time	Sessions
16:30 - 17:30	National Post Graduate Echo Quiz
Quiz Master :	Rajan Joseph Manjuran

Time	Sessions
17:30 - 18:30	ECHO JEOPARDY
Presenters :	Sunil Mankad, Monika J

18:30	GENERAL BODY MEETING
--------------	-----------------------------

HELLMUTH HERTZ HALL

Time	Sessions
08:30 - 09:30	Case Studies – A merger of international & national icons
Presenters :	Ron Jacob, Debika Chatterjee, C K Ponde, Kameswari Maganti, S T Yavagal, J C Mohan
Chairpersons :	Sanjay Jain, Sulagna Banerjee, Kunhali K
Discussants :	Prabhavathi, U P Singh

Time	Sessions
09:35 - 10:40	Something MAD about Mitral valve
Presenters :	Mani Vannan, Sunil Mankad, Atul Karande, Fabiolla B Sozzi, Rohit Tandon
Chairpersons :	V Amuthan, H K Chopra, Abdul Khader S
Discussants :	Vinayak Agrawal, Debika Chatterjee

10:45 - 11:10	Coffee and Visit Exhibits
----------------------	----------------------------------

11:00 - 13:10	PLENARY SESSION
----------------------	------------------------

13:10 - 14:00	Lunch and Visit Exhibits
----------------------	---------------------------------

Time	Sessions
14:00 - 14:45	What will you do ?
Chairpersons :	Mani Vannan, Shweta Mohanty, Harikrishnan S
Discussants :	Satish Kumar, U P Singh, Raju George
	Whats so exotic about this case ? – N Ganesan
	What to do about this left ventricle in a pregnant patient ? – Selvarani
	Is it good to do stress for all ? – S R Veeramani
	What will you do ? Case studies in TR and MR – Mani Vannan
	Discussion

Time	Sessions
14:45 - 15:35	Role of Imaging in Pulmonary Hypertension - State of the Art
Chairpersons :	Mahesh Fulwani, Manu R Varma, Ramdas Nayak
Discussants :	Jawahar Farook, Ashok Omar
	Assessment of Pulmonary Hypertension : Current guidelines and future perspectives – Daniel Augustine
	Risk stratification of PH by echocardiography – Satish Govind
	Echocardiography Assessment of RV : PA Coupling : predicting Prognosis in PAH – Real Marsam
	Limitations of Echo in assessment of PAH - Sunil Mankad
	Discussion

Time	Sessions
15:35 - 16:30	Echo in Intensive Care Unit
Chairpersons :	Sunil Washimkar, K C Nagamani, Rajalakshmi S
Discussants :	Fabiolla B Sozzi, Ashok Garg
	POCUS in Shock – Sunil Mankad
	Ejection Fraction or GLS : What is more important in ICU in 2025 ? – Rakesh Gupta
	Echo during CPR – Naman Shastri
	Echo essentials in ECMO – Vinayak Agrawal
	Discussion

16:30 - 17:30	NATIONAL POST GRADUATE ECHO QUIZ - INGE EDLER HALL
----------------------	---

17:30 - 18:30	ECHO JEOPARDY – INGE EDLER HALL
----------------------	--

18:30	GENERAL BODY MEETING
--------------	-----------------------------

HARVEY FEIGENBAUM HALL

Time	Sessions
08:30 - 09:30	Potpourri of Fascinating Cases to Learn From
Presenters :	Real Marsam, Hansa Gupta, C K Ponde, Satish Kumar, Naman Shastri
Chairpersons :	Simmi Manocha, A George Koshy
Discussants :	Dipankar Dutta, Vinod Vijan, Vijo George

Time	Sessions
09:30 - 10:45	Caveats in Echo
Chairpersons :	Naman Shastri, Ashok Omar
Discussants :	Ashok Garg, Vimmi Goel, Prabha Nini Gupta
	Caveats of E/e' – S Alagesan
	Caveats in Echo evaluation of Pulmonary Hypertension - Aniruddha De
	Valsalva Maneuver in Echo : How to do and when is it useful ? - Prayag Kini
	Caveats of TAPSE and RV S'– U P Singh
	Does Intra Cardiac Echo have any advantage ? – Arun Gopi
	Discussion

10:45 - 11:00	Coffee and Visit Exhibits
11:00 - 13:10	PLENARY SESSION
13:10 - 14:00	Lunch and Visit Exhibits

Time	Sessions
14:00 - 15:20	Echo for Structural Interventions - From Basics to Advanced : Chapter 2
Chairperson :	Mahesh Fulwani, Naman Shastri, Cibi Issac
	Echo in TRIC VALVE implantation - My tips and tricks - S M Asharaf
	Pitfalls & Pearls : Structural Disasters – How to avoid them with Intelligent Imaging ? - Asishkumar M
	Choosing the suitable candidate for Mitral TEER : Pre-procedural planning - Hani Mahmoud-Elsayed
	3D Immersive Step by Step M-TEER Experience - Hani Mahmoud-Elsayed

Time	Sessions
15:20 - 16:30	Echo SHOTS
Chairperson :	Sanjay Jain, Manish Bansal, Abhilash S P
Discussants :	Shanmugasundaram S, Debika Chatterjee
	High gradients in Mitral prosthesis - What can it be ? - U P Singh
	High gradients in Aortic prosthesis – What can it be ? – Monika J
	Mitral annular caseomas and calcification – Simmi Manocha
	My errors in Echo lab and lessons learnt from them – K Chandrasekaran
	Intracardiac Masses – Solving the puzzle – Karunadas C P
	Discussion

16:30 - 17:30	NATIONAL POST GRADUATE ECHO QUIZ - INGE EDLER HALL
----------------------	---

17:30 - 18:30	ECHO JEOPARDY – INGE EDLER HALL
----------------------	--

CATHERINE OTTO HALL

08:30 - 09:30	Learn from Congenital HD Cases - 1
Chairpersons :	

Title	Speaker
1. A rare case of Cor Triatriatum Dexter : A membrane caught in between infection and thrombosis	Kunal Kiran Marathe
2. An unusual complication following Cone Repair for Ebstein's Anomaly – Role of Echo in diagnosis and management	Sedhupathi Shanmugam
3. “Migrant” Ductal Tissue in Aortic Arch - A substrate for Prostaglandin - responsive Coarctation	Pandey Amit Kumar
4. A Tiny Heart, Two Leaks and Three Defects : Decoding a rare congenital conundrum	Ajay Mal Reventh
5. Leopard Eisenmenger Syndrome	Farhan P K
6. Atrial Septal Defect with absent IVC rim and ‘Peanut’ sign	Harikrishnan K N
7. An unusual cause of Common chamber to LA Anastomosis Obstruction in Supra Cardiac TAPVC	Kalla Krishna Prasad Gourav

Time	Sessions
09:30 - 10:40	Congenital Heart Diseases – Seeing with Sound : Episode 1
Chairpersons :	Zulfikar Ahamed, U P Singh, Kiron S
	Introduction - Zulfikar Ahamed M
	Segmental Approach - Zulfikar Ahamed M
	Congenital Cyanotic Heart Disease - Part 1 - Harikrishnan K N
	Critical CHD in Neonate - Shine Kumar K
	Discussion

10:45 - 11:00	Coffee and Visit Exhibits
----------------------	----------------------------------

11:00 - 13:10	PLENARY SESSION
----------------------	------------------------

13:10 - 14:00	Lunch and Visit Exhibits
----------------------	---------------------------------

14:00 - 15:00	Learn from Congenital HD Cases - 2
----------------------	---

Title	Speaker
1. Wrong Origin, Right Clues- An Echo Tale of ALCAPA	Pavithra
2. A challenging case	Sedhupathi Shanmugam
3. Stolen Blood & Silent Ischemia	Abhiman Shetty B
4. Navigating the Septal Complexity	Abhiman Shetty B
5. Rare treatment with a rare device	Sadanand T Indi
6. Unique triad in Congenital Heart Disease	Shaik Imran
7. Neonatal heart failure with differential cyanosis- Vide ultra cor	Harikrishnan K N

15:00 - 16:00	Learn from Congenital HD Cases - 3
----------------------	---

Title	Speaker
1. Infantile Marfan Syndrome ; Role of 2D Echo	Saji Philip
2. A rare case of Double Trouble in Congenital Heart Disease	Meharunnisha Syed
3. Shone's Complex	Tony T Vempeny
4. A Rare Case of PAPVC with Partial Cor Triatriatum Sinistrum : Diagnostic and anatomical complexity	Jassim K P
5. Chamber in chamber : A tale of rare Congenital Heart Disease in adult	Parasuraman K S
6. One Atrium, One AV Valve, One Ventricle : A Complex CHD	Biswaranjan Mishra
7. An interesting case of a Congenital Coronary Artery Anomaly	Prafull Wasudeorao Dhewle

Time	Sessions
16:20 - 17:30	Congenital Heart Diseases – Seeing with Sound : Episode 2
Chairpersons :	Zulfikar Ahamed, U P Singh, Saji Philip
	Congenital Cyanotic Heart Disease Part 2 – Arun Gopalakrishnan
	Acyanotic CHD – Deepa S Kumar
	Post Op CHD – Annu Jose
	Coronaries in CHD and Kawasaki Disease – Renu Kurup

LIV HATLEY HALL

Time	Session
08:30 - 09:30	Case based learning - Cases from every corner
Chairpersons :	Aniruddha De, Thomas John, Harsha Jeevan

1. Large ASD masking severe Mitral Stenosis – A Hidden Valve	Sunder Negi
2. Aneurysmal pipe to congested pump	Shafeek A
3. Mitral matters – A transcatheter tale	Vimmi Goel
4. A case of coronary cameral fistula	Chandrakala
5. A large RVOT mass - Multimodality imaging	Salman Salahuddin
6. A silent clot, a sudden stroke : Unmasking Hypereosinophilia	Maheswaran
7. When a murmur speaks louder : A challenging diagnosis and treatment of Ruptured Sinus of Valsalva Aneurysm	Kunal Chandrashekar Mahajan

Time	Session
09:30 - 10:15	Case based learning - Cases from every corner
Chairpersons :	K Suresh, Rajesh Shah, Cherian Koshy, Praveen Jayan J P

1. Retrosternal hematoma causing RVOT tamponade Post-CABG - A rare cause of persistent hypoxemia and heart failure	Romit Bhojani
2. Valve under seige	Abhiman Shetty B
3. Redefining Right heart interventions : The role of Echo in Tric Valve implantation	Antony Jacob
4. Reversible biventricular dysfunction post Pericardiocentesis	Akhil Vennamaneni
5. Aorta to Right Atrial fistula following minimally invasive AVR	Shuhaib M
6. Identifying optimal perfusion targets in cardiogenic shock : VTI guided, strategy for individualized management- Insights from a resource constrained peripheral setting	Kapil Rajendran

Time	Session
10:15 - 11:15	Case based learning - Cases from every corner
Chairpersons :	K Sunitha Viswanthan, Rajeev Abraham, Syam N, Sreekala P

1. Unmasking the hidden : Tuberculous Endocarditis presenting with cardiac aneurysms and valvulitis	Sudheer.mojjada
2. Beyond the usual suspects : Fabry's disease in HCM Diagnostics	Chandramouli M
3. Eosinophilic Granulomatosis with Polyangiitis	Iniyan Xavier J
4. Evaluation of LV dysfunction - A 'Contrast'-ing picture	Salman Salahuddin
5. Converging Catastrophes : Bicuspid valve, Aortic Stenosis, and Vascular maze in a 29-year-old	Jassim K P
6. Sealing the gap after cardiac surgery	Rayapu Monica Rachana
7. Mystery under Mitral valve- Echo of phantom pouch	Ajeya Kashyap C A

11:15 - 13:00	PLENARY SESSION
----------------------	------------------------

13:00 - 13:30	Lunch
----------------------	--------------

Time	Session
13:30 - 14:30	Case based learning - Cases from every corner
Chairpersons :	George Thayyil, Shiji Thomas Varghese , Devarajan K A, Sunil Pisharody

1. A python engulfing the heart	Arun N
2. Unusual flows in an unusual aneurysm	Salman Salahuddin
3. Right Atrial Mass a little too long...	Varshith K
4. Unmasking the hidden: A “Contrast”-ing picture	Mohammed Feros
5. Double Trouble in ACS - Acquired Gerbode defect and Papillary muscle rupture	Sathish Kannan G
6. Idiopathic Hypereosinophilic Syndrome with Eosinophilic Myocarditis	Gautham P Pillai
7. Anomalous origin of Right Coronary Artery from the Pulmonary Artery (ARCAPA) in an elderly female	Reema Dsouza

Time	Session
14:30 - 15:30	Case based learning - Cases from every corner
Chairpersons :	Vinayak Agarwal, Jithu Sam, Krishnakumar P, Deepu Rajendran, Saji Subramanian

1. Silent expansion of Sinus of Valsalva Aneurysm with Double Valve challenge	E Selvaprakash
2. A challenging case of Giant Primary Cardiac Schwannoma	Manjusha N Pillai
3. Additional benefit of Perioperative Transesophageal Echocardiography	N Madhuvanthini
4. Mitral Valve gets bitten : A deadly complication of Infective Endocarditis	Monisha Dsouza
5. Serotonin strikes the Heart – From Flushing to Fibrosis	Achyudhananda Govindan Sundaravadivelu
6. Echo and the Cardiac Chameleon : Unmasking Amyloidosis	Sudharsanan M
7. Flipping the script – a rare case of Reverse McConnell's sign in AWWI	Nihal Sheriff

Time	Session
15:30 - 16:30	Case based learning - Cases from every corner
Chairpersons :	Jayaprakash V L, Sunita Kumbhalkar, Tony Thomas, Jubil Thomas

1. Masquerader	G Surendhar
2. Contained rupture of Ventricular Aneurysm Post MI	Siddharth Pande
3. An uninvited guest - from liver to the Heart	Siddharth Pande
4. Hostile LV Mass	Anoop K
5. A case of RV Mass! Is it Cardiac Cat ?	Sunita Kumbhalkar
6. A Rare case of Submitral Aneurysm of the Left Ventricle	Chetan
7. A Rare case of Left ventricular Pseudoaneurysm	Vipin V J

INGE EDLER HALL

Time	Sessions
08:30 - 09:30	Practical Dilemmas
Presenters :	Krasimira Hristova, Partho P Sengupta, Monika J, Rahul Mehrotra, Jesu Krupa, Naman Shastri, Rajeev C
Chairpersons :	R Shanmugasundaram, Ashok Omar, Mathew Abraham
Discussants :	Rakesh Gupta, S R Veeramani, Johny Joseph

Time	Sessions
09:30 - 10:30	IAE Best Original Research Award and Young Investigator Award
Judges :	

Time	Sessions
10:30 - 11:30	JIAE - CVI Best Case Award
11:30 - 12:30	Natesa Pandian Case Study Competition
Judges :	Jacob Jose, Hansa Gupta, Jesu Krupa, Simmi Manocha

Time	Sessions
12:35 - 13:00	Natesa Pandian Oration
Chairpersons :	S Alagesan, Rajan Joseph Manjuran, James Thomas

12:35 - 12:40	Introduction and Felicitation - Prof R Manivasagam
12:40 - 13:00	Ischemic Mitral Regurgitation : The Phenotypes - Shanmugasundaram Somasundaram
13:00 - 13:15	Valedictory Function
13:15 - 13:30	Prize Distribution
13:30	Lunch

TRAINING VILAGES

GE

ECHO PAC
Hands on TEE Simulator

Meryl

My Clip TEE Simulator
Trans Septal Puncture Simulator

PHILIPS

Heart Failutre, Structural HD
Image Optimisation

International Faculty



Dr. Roxy Senior
UK



Dr. Partho P. Sengupta
USA



Dr. Daniel Augustine
UK



Dr. Sunil V. Mankad
USA



Dr. Raj Janardhanan
USA



Dr. Kameswari Maganti
USA



Dr. Fabiola B. Sozzi
ITALY



Dr. Benoy Shah
UK



Dr. Ron Jacob
USA



Dr. Krasimira Hristova
Bulgaria



Dr. Real Marsam
Indonesia



Indian Academy of Echocardiography National Executive Committee



Dr. R. Manivasagam
President



Dr. Shantanu Sengupta
President Elect



Dr. Hansa Gupta
Vice-President



Dr. Simmi Manocha
Honorary General Secretary



Dr. Ashok Garg
Joint Secretary



Dr. T. M. Agarwal
Treasurer



Dr. I. B. Vijayalakshmi
Immediate Past President



Dr. Rahul Mehrotra
Immediate Past Secretary

Members

Dr. Jesu Krupa - Editor JIAE | Dr. Ashish Saxena | Dr. B. N. Jha | Dr. Hardeep Grewal | Dr. James Thomas | Dr. K. C. Nagamani |
Dr. R. Shanmugasundaram | Dr. Rajesh K. Shah | Dr. Shraddha Ranjan | Dr. Vivek Sullere



Dr. K. Sunitha Viswanathan
President



Dr. Zulfikar Ahamed
Vice President



Dr. Bino Benjamin
General Secretary



Dr. Anil Balachandran
Treasurer

Dr. Rajan Joseph Manjuran
Permanent Invitee

Dr. Sivaprasad. K
Immediate Past President

Dr. Praveen. S
Immediate Past Secretary

EC Members

Dr. Sreekala | Dr. Praveen G. Pai | Dr. K.S. Mohanan | Dr. Salman Salahuddin | Dr. Sunil Roy | Dr. Thrudeep Sagar | Dr. Eapen Punnose

ECHO INDIA 2025 Organising Team

National Advisor

Dr. S. K. Parashar

Patrons

Dr. Abdul Khader. S

Dr. Ashokan Nambiar. C

Dr. Bahuleyan. C. G

Dr. Chacko K. A

Dr. Jagan Mohan Tharakan

Dr. Ramakrishna Pillai. V

Dr. Vijayaraghavan. G

Advisory Board

Dr. Ajit Kumar. V. K

Dr. Ali Faizal

Dr. Anil Kumar

Dr. Asokan P. K

Dr. Eapen Punnoose

Dr. George Thayil

Dr. Govindan Unni

Dr. Koshy Eapen

Dr. Krishnakumar. R

Dr. Krishnan. M. N

Dr. Kunhali. K

Dr. Markose K. P

Dr. Mohanan K. S

Dr. Narayanan Namboothiri

Dr. Raju George

Dr. Rony Mathew

Dr. Sajeev. C. G

Dr. Sajy Kuruttukulam

Dr. Sasikumar. M

Dr. Sivasankaran. S

Dr. Sureshkumar. R

Dr. Tiny Nair

Dr. Zulfikar Ahamed. M

Steering Committee

Dr. Ashish Kumar. M

Dr. Ashraf S. M

Dr. Cibu Mathew

Dr. Devarajan K. A

Dr. Geevar Zachariah

Dr. George Koshy. A

Dr. Harikrishnan. S

Dr. Jabir. A

Dr. Jayagopal. P. B

Dr. Johnny Joseph

Dr. Karunadas. C. P.

Dr. Mohanan. P. P

Dr. Natarajan. K. U

Dr. Prabha Nini Gupta

Dr. Prathap Kumar. N

Dr. Rajeev. C

Dr. Rajesh Thachathodiyil

Dr. Rajesh. G

Dr. Ralalekshmi. S

Dr. Raveendran. P

Dr. Sivaprasad. K

Dr. Stigi Joseph

Dr. Sudayakumar. N

Dr. Sunitha Viswanathan. K

Dr. Suresh K

Dr. Venugopal. K

Core Committee

Dr. Abhilash S. P

Dr. Abhilash T. G

Dr. Anil Balachandran

Dr. Arun Gopalakrishnan

Dr. Arun Gopi

Dr. Ganga Velayudhan

Dr. Girish P. V

Dr. Hisham Ahamed

Dr. Jimmy George

Dr. Jo Joseph

Dr. Joby K. Thomas

Dr. Mathews Paul

Dr. Paul Thomas

Dr. Praveen. S

Dr. Rajesh. K. F

Dr. Rajesh Muralidharan

Dr. Sajan Ahamad. Z

Dr. Salman Salahuddeen

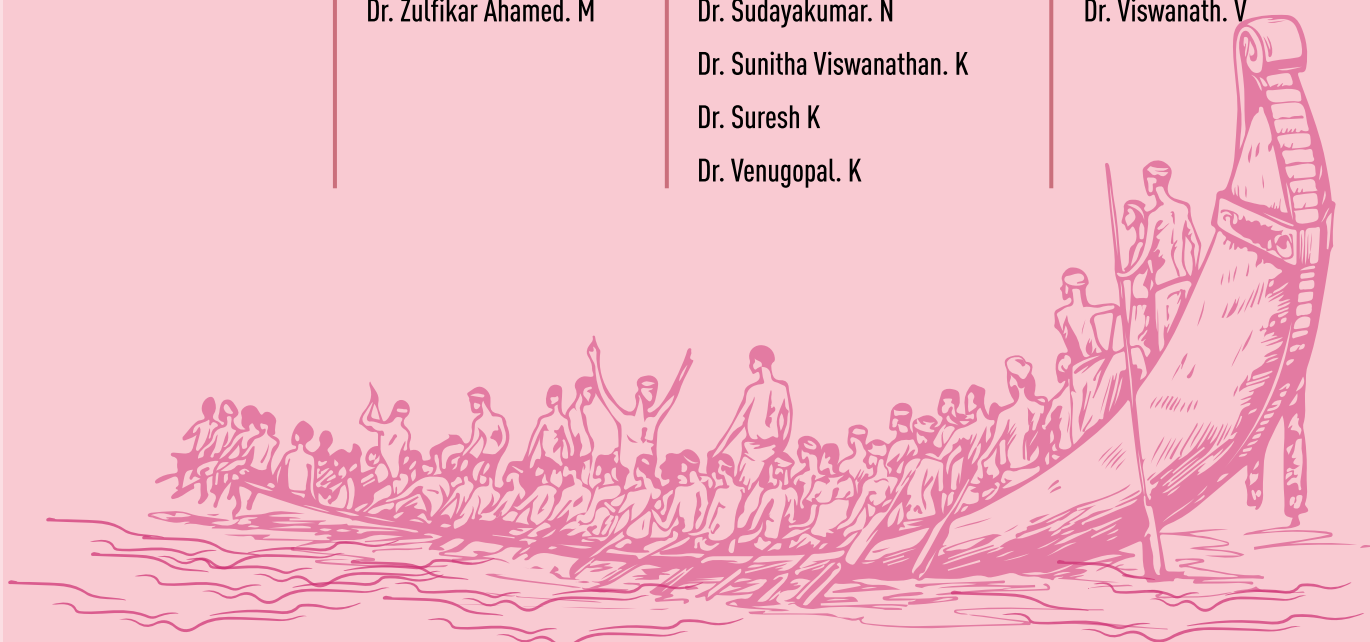
Dr. Sandeep. R

Dr. Shifas Babu. M

Dr. Vijo George

Dr. Vishnu S

Dr. Viswanath. V



ECHO INDIA 2025 Organising Team

Organising Committee

Dr. Ajith Thachil

Dr. Anand Kumar. V

Dr. Arshad. M

Dr. Balakrishnan. K. P

Dr. Biby Chacko Olari

Dr. Bijumon. P. R

Dr. Binu. S. S

Dr. Cherian Koshy

Dr. Ciby Issac

Dr. Deepa S. Kumar

Dr. Deepak Davidson

Dr. Deepu Rajendran

Dr. Edwin Francis

Dr. Jayaprakash. V. L

Dr. Jayesh Bhaskaran

Dr. Jithu Sam

Dr. Jubil Thomas

Dr. Louis Fischer

Dr. Mahesh Nalin Kumar

Dr. Mangalanandan. P

Dr. Manikandan. T. V

Dr. Mathew Abraham

Dr. Mathew Iype

Dr. Mohammed Mustafa. P. P

Dr. Nandakumar. S

Dr. Placid Sebastian

Dr. Prasad. P. Mani

Dr. Praveen Jayan

Dr. Praveen Velappan

Dr. Praveen. G. K

Dr. Praveen. G. Pai

Dr. Rachel Daniel

Dr. Radhakrishnan. V. V

Dr. Raihanathul Misiriya

Dr. Rajagopal. R

Dr. Rajasekhar Varma

Dr. Rajeev Abraham

Dr. Rajeev. E

Dr. Ramakrishna. C. D

Dr. Ramdas Nayak. H

Dr. Renjukumar. B. C

Dr. Sajeer. K. T

Dr. Saji Subramanian

Dr. Shafeek Mattummal

Dr. Shahid. S

Dr. Sheeba George

Dr. Showjad Mohamed

Dr. Sreekala. P

Dr. Sujai Ranga

Dr. Sunil Pisharody

Dr. Suresh Davis

Dr. Susanth. S. S

Dr. Syam. N

Dr. Tahsin Neduvancherry

Dr. Thomas John

Dr. Thrudeep Sagar

Dr. Tony Thomas

Dr. Vinayakumar. D

Dr. Vinod Manikandan

Dr. Vinod Thomas



SPONSORS

Platinum



GE HealthCare

Diamond



Gold



PHILIPS



Tristel

SIEMENS



Silver



VASMED

Medtronic



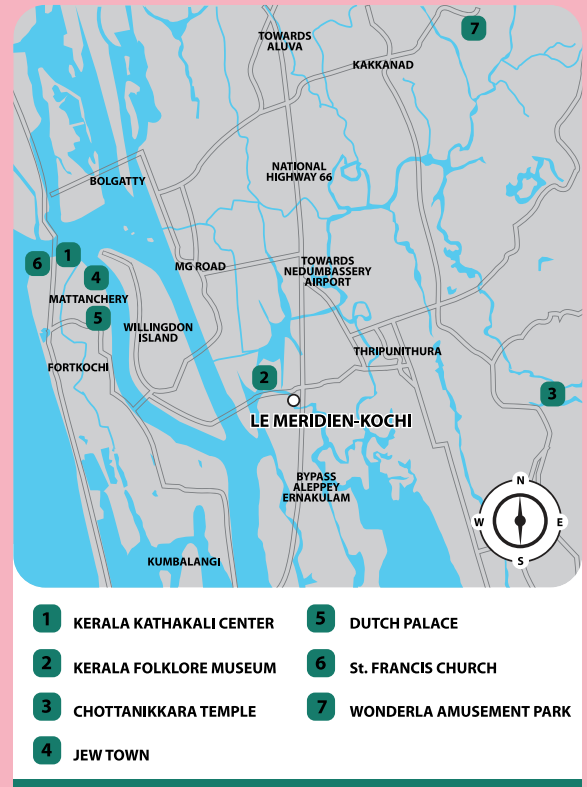
Bronze



La Renon®



Venue



Le Meridien International Conventional centre is conveniently located on National Highway 66, just 6 kilometers from the city center and within easy access to the city's landmarks like the heritage sites of Fort Kochi, Mattancherry, Willingdon Island, major business hubs like Infopark, MG Road and popular shopping centers.

- 34 Kms from Cochin International Airport
- 5 Kms from the Ernakulam South Railway Station
- 4.7 Kms from Vyttila Mobility Hub

Conference Secretariat

Dr. James Thomas
Senior Interventional Cardiologist
Mar Sleeve Medicity : Pala

+91 94471 26044
drjamescardio@gmail.com
echoindia2025kochi@gmail.com

Mr. Girish. N. B
Executive In-charge

+91 79944 07079

Contact us :
echoindia2025kochi@gmail.com

Visit us :
<https://echoindia2025.com>